

04 February 2025



Android Mobile Version

MT4 User Guide

Introduction


MetaTrader 4 (MT4) is a powerful and user-friendly trading platform designed for Forex, CFD, and futures markets. It provides traders with real-time market quotes, advanced charting tools, and seamless order execution. With superior performance, reliability, and a range of built-in features, MT4 stands out as one of the most widely used trading platforms. This guide by CG FinTech will walk you through the essential steps to efficiently operate the MT4 mobile version for Android devices.



MetaTrader 4

How to Download and Install MT4?

- Open the Android Play Store app on your phone.
- Search for "MT4" or "Metatrader 4".
- Click on "Get" to install the application on your phone.

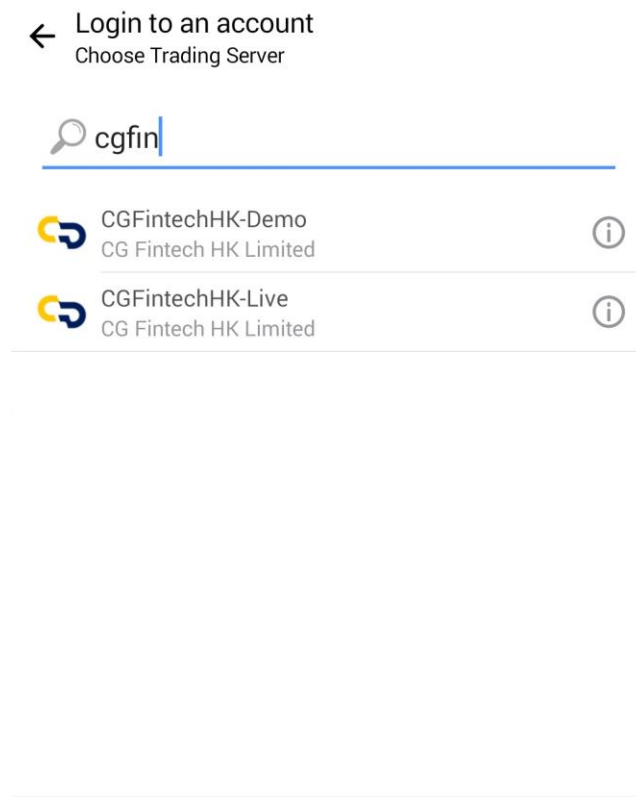


Logging into Your Trading Account

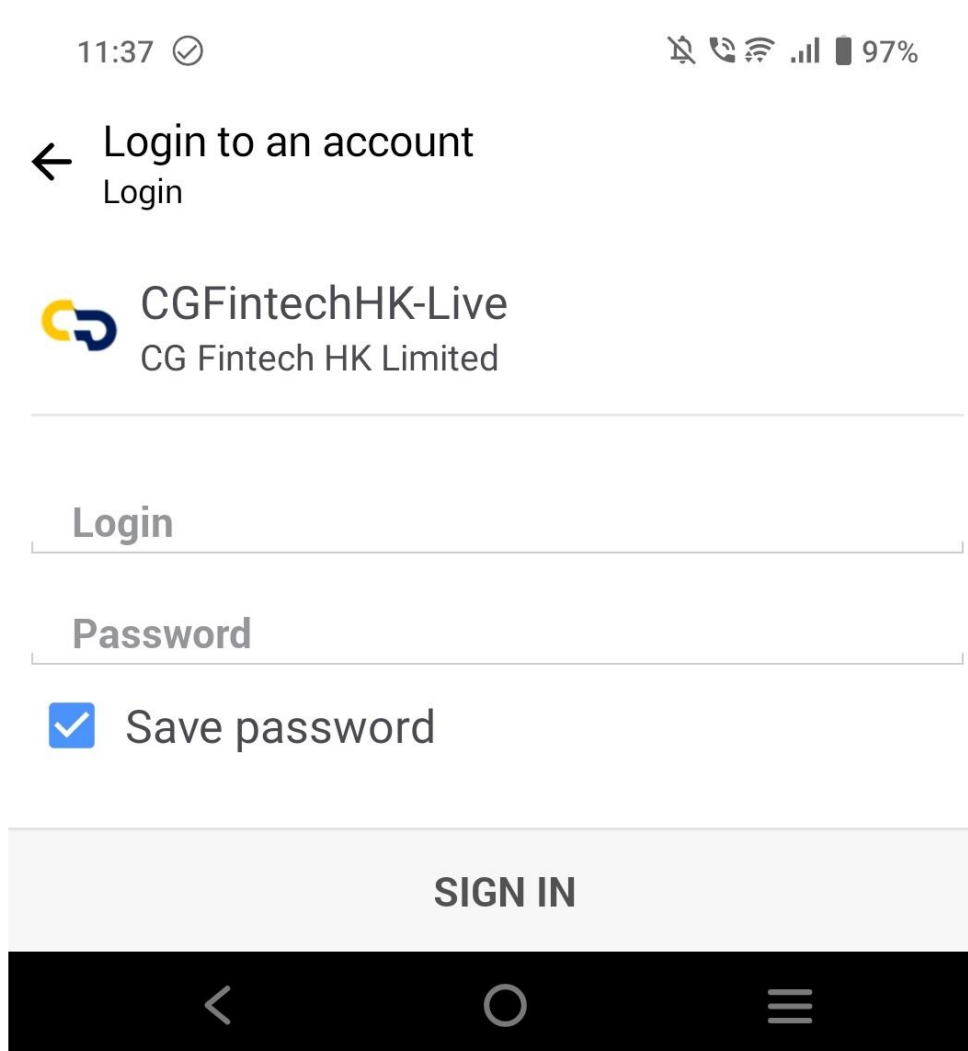
a) After installing the MT4 mobile app, open it, and you will see the main screen. Tap on "**Settings**" at the bottom right corner to access the login page.


b) Enter: *CGFintechHK-Live* on the broker selection page.





PS: CG FinTech is a legitimate broker using genuine MT4 software. If it is a fake broker using pirated software, the server will not be found here.





1. Enter the opened trading account number and initial password, and click the login button below.



11:37 

    97%

 Login to an account
Login




 **CGFintechHK-Live**
CG Fintech HK Limited

Login

Password

Save password

SIGN IN

Set the trading instrument

- a) After logging into your trading account, you will be redirected to the quick list of trading products. You can freely select the displayed trading products for easy viewing during the trading process.

☰ Quotes Add/ Edit  

Instruments

XAUUSD.s 05:58:16 Spread: 29	2821.46 2821.75 Low: 2 812.17 High: 2 824.61
GBPUSD 05:58:15 Spread: 58	Price Bid / Ask 1.2411⁴ 1.2417² Low: 1.24064 High: 1.24508
USDCAD 05:58:05 Spread: 67	1.4466⁶ 1.4473³ Low: 1.43829 High: 1.44712
USDCHF 05:58:15 Spread: 57	0.9113⁸ 0.9119⁵ Low: 0.90963 High: 0.91227
USDJPY 05:58:17 Spread: 62	155.18³ 155.24⁵ Low: 154.700 High: 155.376
USDHKD 05:58:18 Spread: 125	7.7892⁸ 7.7905³ Low: 7.78866 High: 7.79255
USDCNH 05:58:16 Spread: 128	7.3081⁶ 7.3094⁴ Low: 7.29971 High: 7.32199

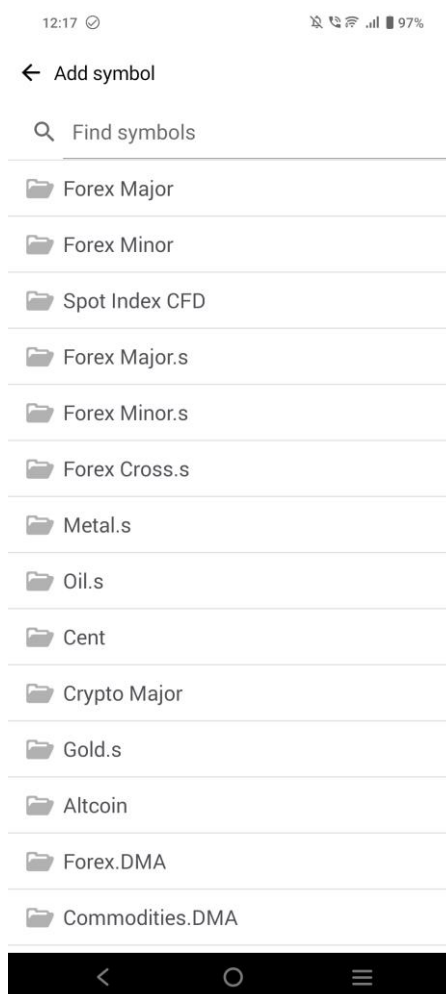
Menus








- b) Click the icon in the upper right corner “+” and choose to add a trading products ; The CG FinTech platform offers a wide range of assets, including Forex pairs, precious metals, crude oil, indexes, cryptocurrencies, and more, all of which you can add on your own.



Add the Technical Indicators.

- a) Select the corresponding product (here: German DAX40 for an example), click the candlestick chart button below, and select the "f" indicator button above.



b) Select corresponding indicators: including moving average, trend indicator, oscillator indicator, etc.

← Indicators on GER40, M5



MAIN CHART



Moving Average

Ichimoku Kinko Hyo

Moving Average

INDICATOR WINDOW 1



Relative Strength Index

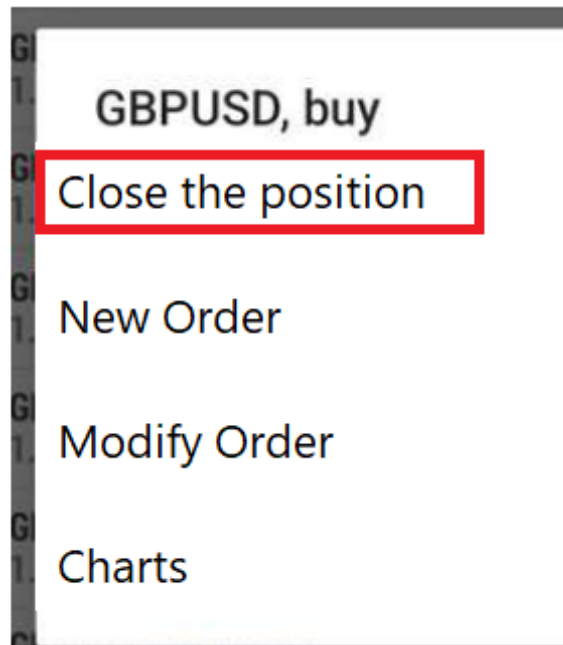
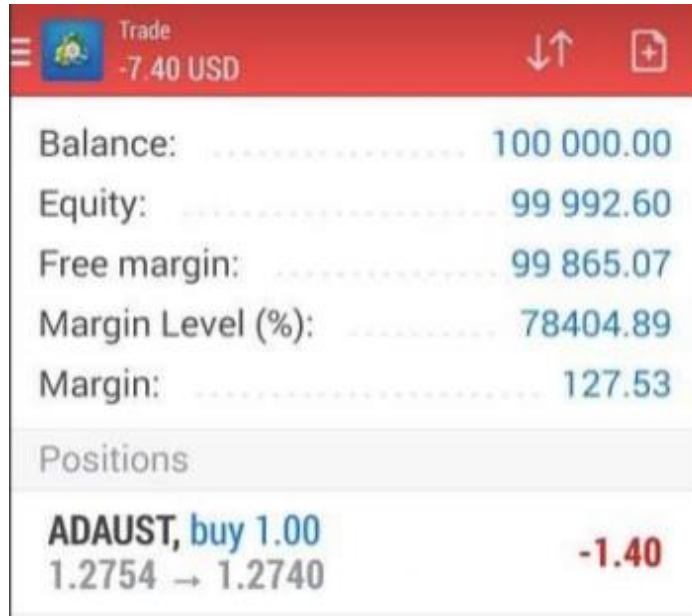


Placing an order (opening and closing).

- a) Click the New Order button in the upper right corner of the Gold XAUUSD market page to enter the order page

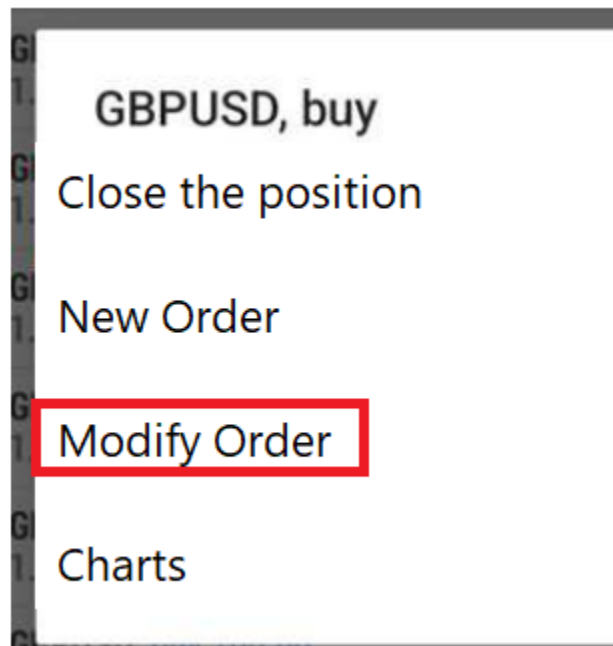


b) When closing a position, long press the order to be closed and select the close button to close the position manually:



Set Take Profit and Stop Loss (Modify Order).

- a) Click the New Order button in the upper right corner of the GBP/USD market page to enter the order page:



For additional tutorials, feel free to reach out to CG FinTech Customer Service at en.support@cgtrade.com.